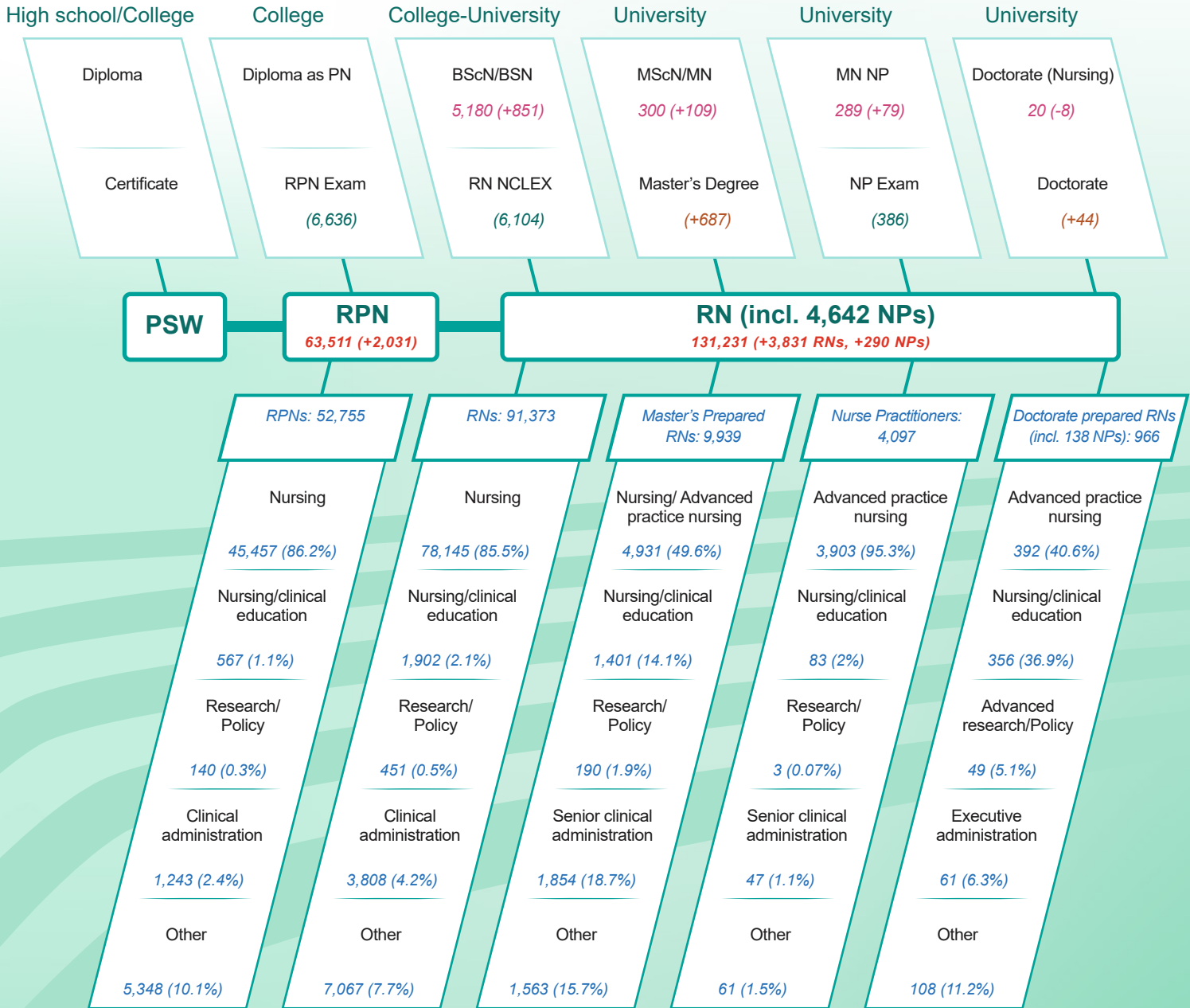


Nursing Career Pathways:

Domains and sectors



Acronyms:

Exams for RPNs in Ontario: Regulatory Exam – Practical Nurse (REx-PN)


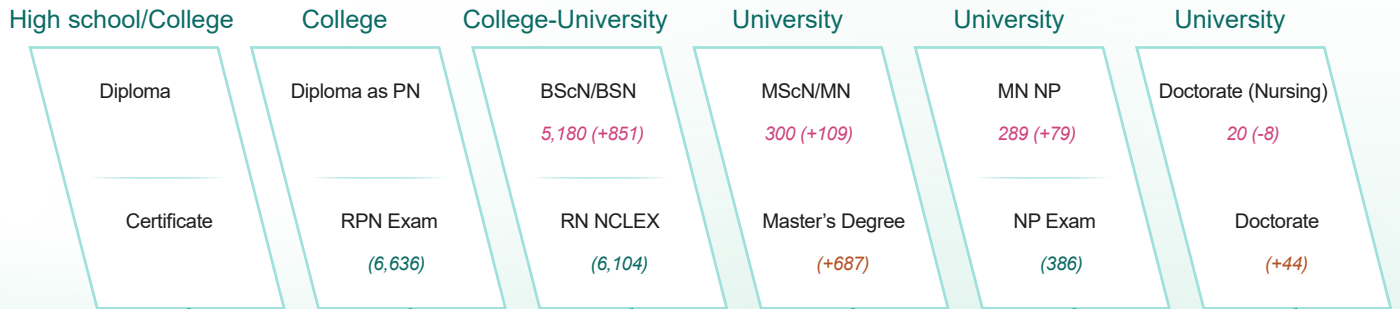
Exams for RNs in Ontario: National Council Licensure Examination – Registered Nurses (NCLEX-RN)

Exams for NPs. The NP candidate writes one of the following:

- Adult-Gerontology Primary Care Nurse Practitioner Exam
- Pediatric Primary Care Nurse Practitioner Exam
- Canadian Nurse Practitioner Examination: Family/All Ages (CNPE:F/AA)

LEGEND

Education	Functional specialties
Number of nurses registered with the CNO in 2023 Represented in orange: 194,742	Number of nurses employed in Ontario in 2023 Represented in blue: 159,130
Number of graduates with nursing degrees in the latest reported year, 2021 (and change over previous reported year) Represented in pink: 5,789 (+1031)	
Number of CNO applicants who passed the licensing exam (in the latest reported year, 2021) Represented in teal: 13,126	Change in graduate-prepared RNs (incl. NPs) working in Ontario (over previous reported year) Represented in brown: +731



	RPNs: 52,755	RNs: 91,373	Master's Prepared RNs: 9,939	Nurse Practitioners: 4,097	Doctorate prepared RNs (incl. 138 NPs): 966
Hospital	22,805 (43.2%)	59,825 (65.5%)	5,227 (52.6%)	1,493 (36.4%)	278 (28.8%)
Primary Care	3,094 (5.9%)	3,465 (3.8%)	300 (3%)	1,548 (37.8%)	45 (4.7%)
Public Health	656 (1.2%)	4,181 (4.6%)	857 (8.6%)	50 (1.2%)	19 (2%)
Home and Community Care	5,506 (10.4%)	8,486 (9.3%)	791 (8%)	220 (5.4%)	57 (5.9%)
Other community	3,141 (6%)	4,963 (5.4%)	643 (6.5%)	396 (9.7%)	68 (7%)
Long-Term Care Facility	12,875 (24.4%)	6,686 (7.3%)	494 (5%)	139 (3.4%)	45 (4.7%)
Retirement Home	3,230 (6.1%)	286 (0.3%)	26 (0.3%)	15 (0.4%)	4 (0.4%)
College/University	372 (0.7%)	892 (1%)	944 (9.5%)	92 (2.2%)	390 (40.4%)
Government/Professional Organization	122 (0.2%)	1,144 (1.3%)	435 (4.4%)	30 (0.7%)	19 (2%)
Other	954 (1.8%)	1,445 (1.6%)	222 (2.2%)	114 (2.8%)	41 (4.2%)

Sectors